

BILLYOH

Creating a garden lifestyle...

70mm Village Hall Log Cabin[®]

Technical Details



For Queries and Help
please access our Support Centre:
www.gardenbuildingsdirect.co.uk/help

BILLYOH

Creating a garden lifestyle...

In association with

[gardenbuildingsdirect](http://gardenbuildingsdirect.co.uk) .co.uk

PROPRIETARY AND CONFIDENTIALITY

All the information contained within this document including all technical data, dimensions, shape/form and branding (inc. Trademarks, logos, etc.) is the sole property of Kybotech Limited. The reproduction and/or disclosure to any third party of any information contained within this document is strictly prohibited. Breaches of the copyright will be dealt with on the highest level of severity with immediate legal proceedings.

© November - BillyOh.com - V1.0 - 261115

BILLYOH


70mm Village Hall Log Cabin[®]

Technical Details

Side elevation: depth 4.0m

Overall Building Depth: Includes Overhang

70mm = 4.350m/14' 3"



Sizes available

available in premium 35mm, ultimate 44mm and 70mm cladding types



Premium Village Hall III Log Cabin
W5.5mxD4.0m



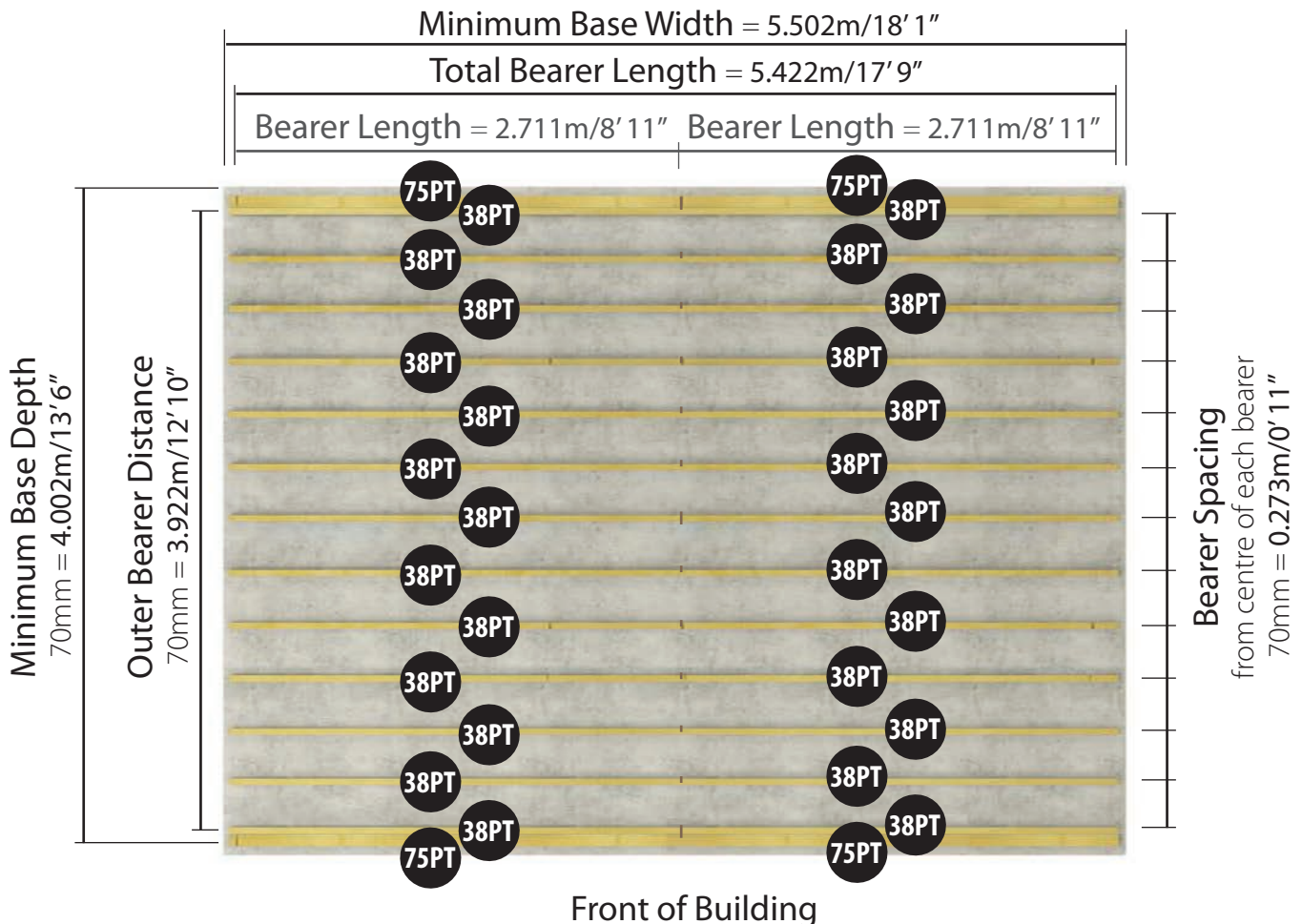
Premium Village Hall II Log Cabin
W5.0mxD4.0m

W5.5m x D4.0m / W18'1" x D13'1"

70mm Village Hall : Front elevation



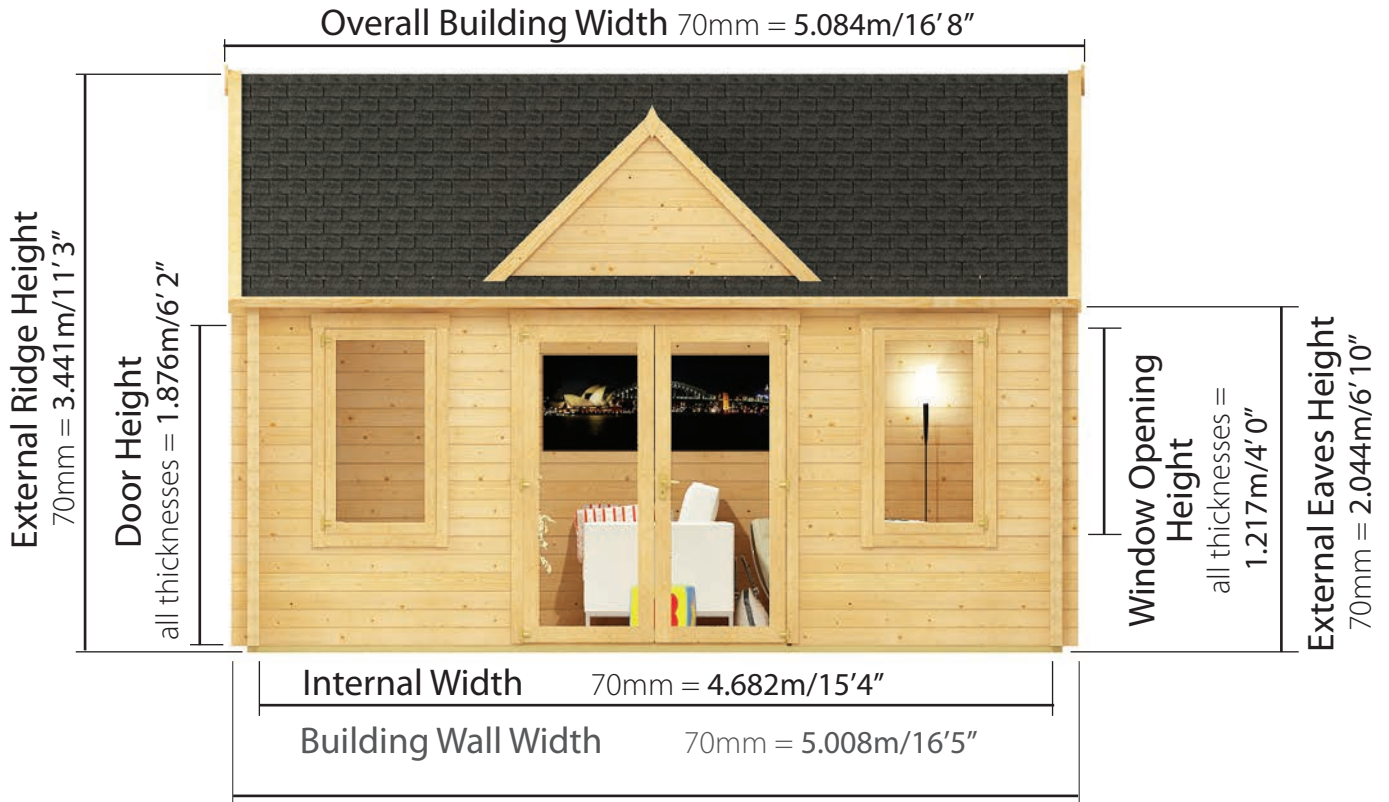
Base Size and Bearers Layout (Pressure Treated)



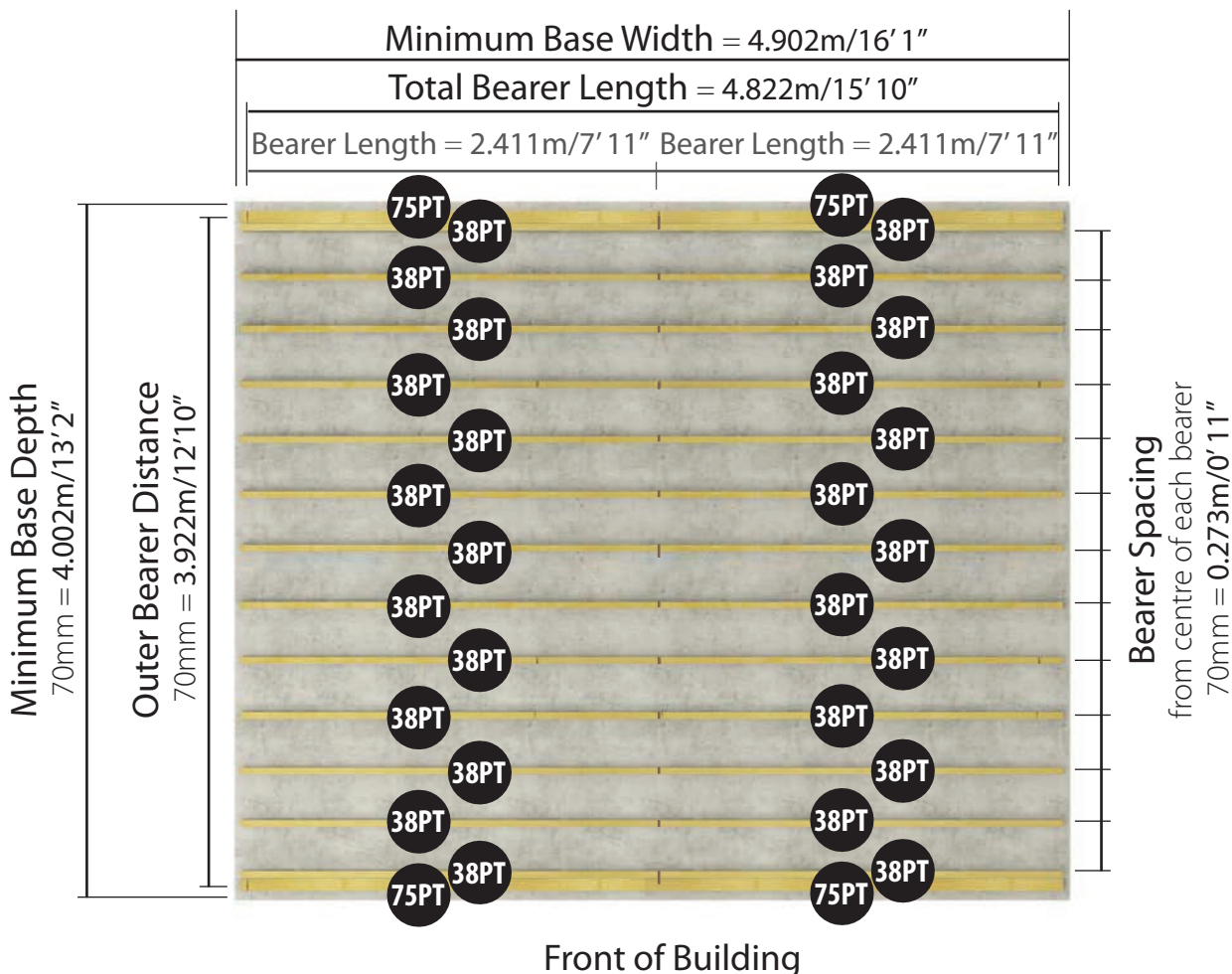
Please note: your base must be perfectly level and drainage is required to allow water to run off the surface. There must also be at least 2m clearance on each side to allow annual treatment to be applied.

W5.0m x D4.0m / W16'5" x D13'1"

70mm Village Hall : Front elevation



Base Size and Bearers Layout (Pressure Treated)



Please note: your base must be perfectly level and drainage is required to allow water to run off the surface. There must also be at least 2m clearance on each side to allow annual treatment to be applied.